

CE 815 – Secure Software Systems

Causal Analysis (ShadeWatcher)

Mehdi Kharrazi

Department of Computer Engineering

Sharif University of Technology



Acknowledgments: Some of the slides are fully or partially obtained from other sources. A reference is noted on the bottom of each slide, when the content is fully obtained from another source. Otherwise a full list of references is provided on the last slide.

Review



- APT attacks, Causal analysis, Provenance graph
- Poirot
 - Looking for known attack in audit log
 - Graph matching was the problem
 - They know attack scenario
- Atlas
 - Learn benign and attack sequences
 - Start from a symptom try to construct attack story
 - Is there any way to find attacks with no prior knowledge?
- Introduce anomaly detection

SHADEWATCHER: Recommendation-guided Cyber Threat Analysis using System Audit Records, J. Zeng, X. Wang, J. Liu, Y. Chen, Z. Liang, T.S. Chua, Z. Leong Chua, IEEE Security & Privacy, 2022.

Cyber Threats Are Everywhere



MICROSOFT / TECH / WINDOWS

Microsoft confirms Lapsus\$ hackers stole source code via 'limited' access



Lap
By Mi
If you

Home / Technology / Tech / Cisco latest victim of Russian cyber attack using SolarWinds

Cisco latest victim of Russian cyber attack using SolarWinds



Cisco
gover
the da

NICHOLAS THOMPSON BRIAN BARRETT SECURITY SEP 24, 2020 12:00 PM

How Twitter Survived Its Biggest Hack—and Plans to Stop the Next One

On July 15, Twitter melted down. On Election Day, that's not an option.



How to combat cyber threats through attacker's footprints left in systems?

Analyze Cyber Threat using System Auditing



Audit records are a valuable source for analyzing cyber threats:

- Provide a low-level view by monitoring **system entity interactions**
- Navigated through a **provenance graph** that describes a system's historical contexts

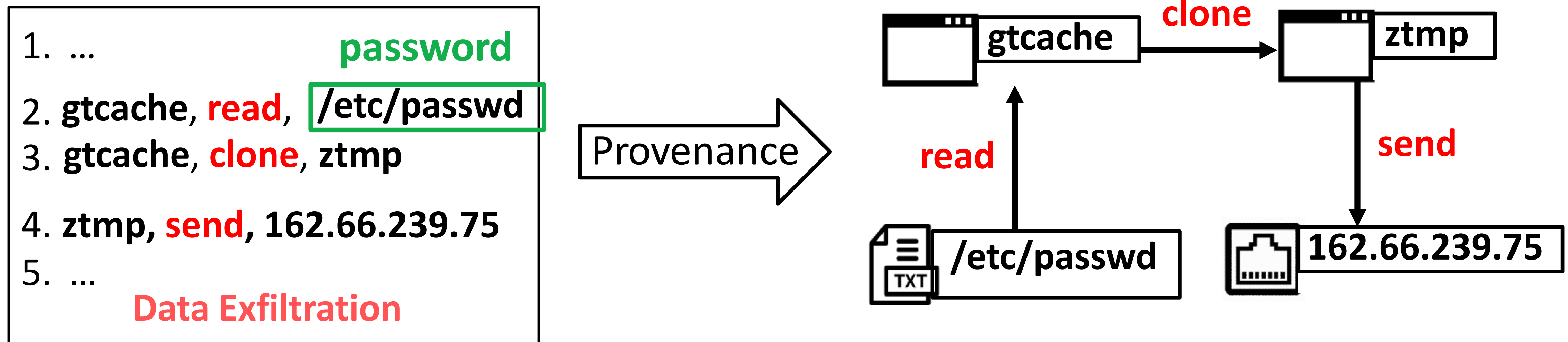
```
1. ... password
2. gtcache, read, /etc/passwd
3. gtcache, clone, ztmp
4. ztmp, send, 162.66.239.75
5. ...
Data Exfiltration
```

Analyze Cyber Threat using System Auditing



Audit records are a valuable source for analyzing cyber threats:

- Provide a low-level view by monitoring **system entity interactions**
- Navigated through a **provenance graph** that describes a system's historical contexts



System auditing connects separate attack steps, presenting the **overall** attack scenario



Previous Approaches using Audit Records

Statistics-based approaches [NDSS'18, NDSS'19, ...]:

- Quantify audit records' degrees of suspicion by their historical frequency
- **False-positive** prone

Specification-based approaches [USENIX Security'17, CCS'19, S&P'19, ...]:

- Match audit records against a knowledge base of security policies
- **Time-consuming** and **error-prone** to develop

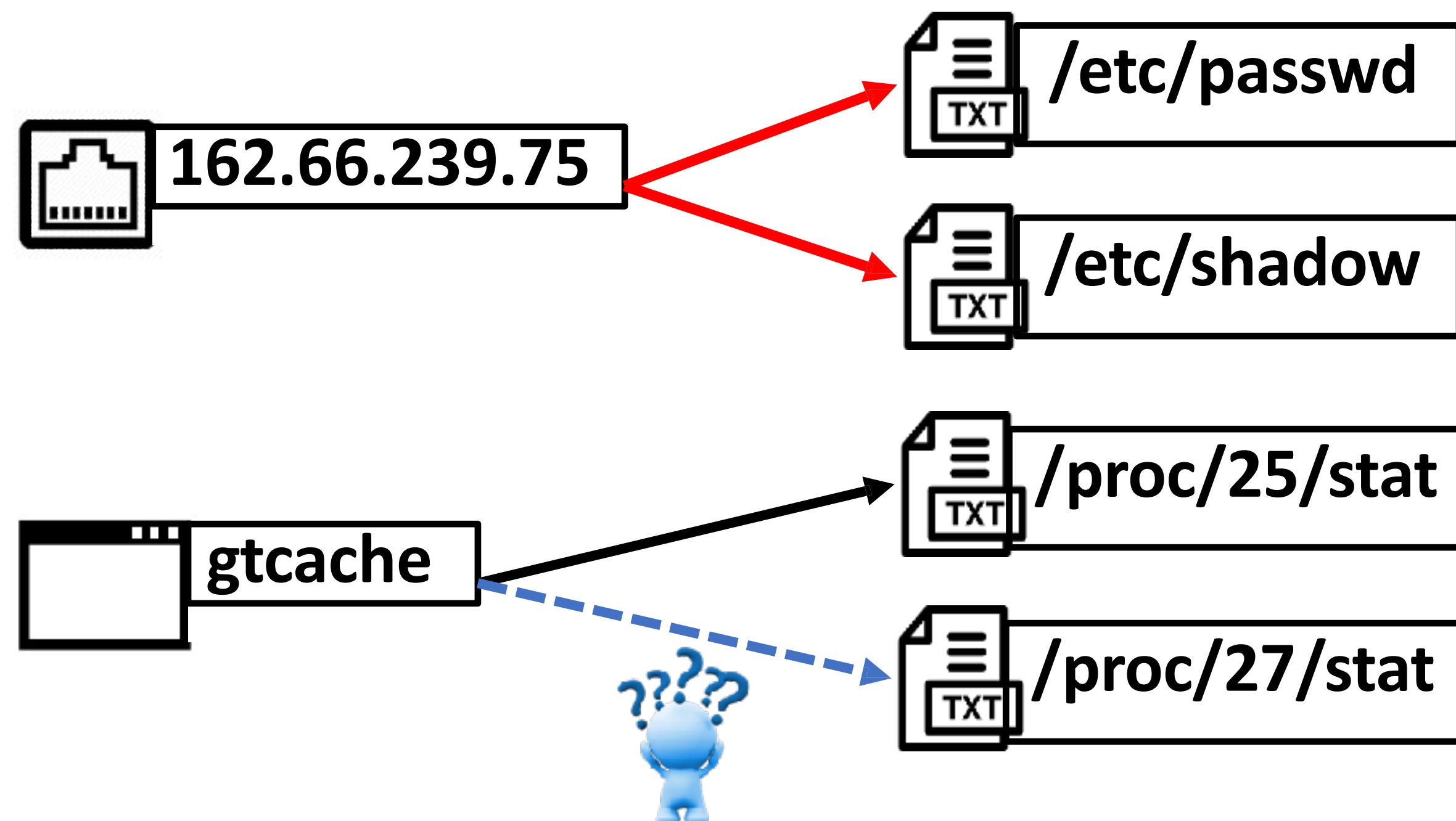
Learning-based approaches [NDSS'20, USENIX Security'21, ...]:

- Train a model of benign behaviors and detect deviations
- Produce detection signals at a **coarse-grained** level, leading to **extensive** manual efforts for attack investigation



Our Observation

- Cyber threats can be revealed by determining **how likely** a system entity would **interact** with another entity
 - ◆ Unlikely (or “Unintended”) interactions indicate cyber threats
 - ◆ Estimate such likelihood with **historical** system entity interactions



Sensitive files normally **do not** interact with public networks!

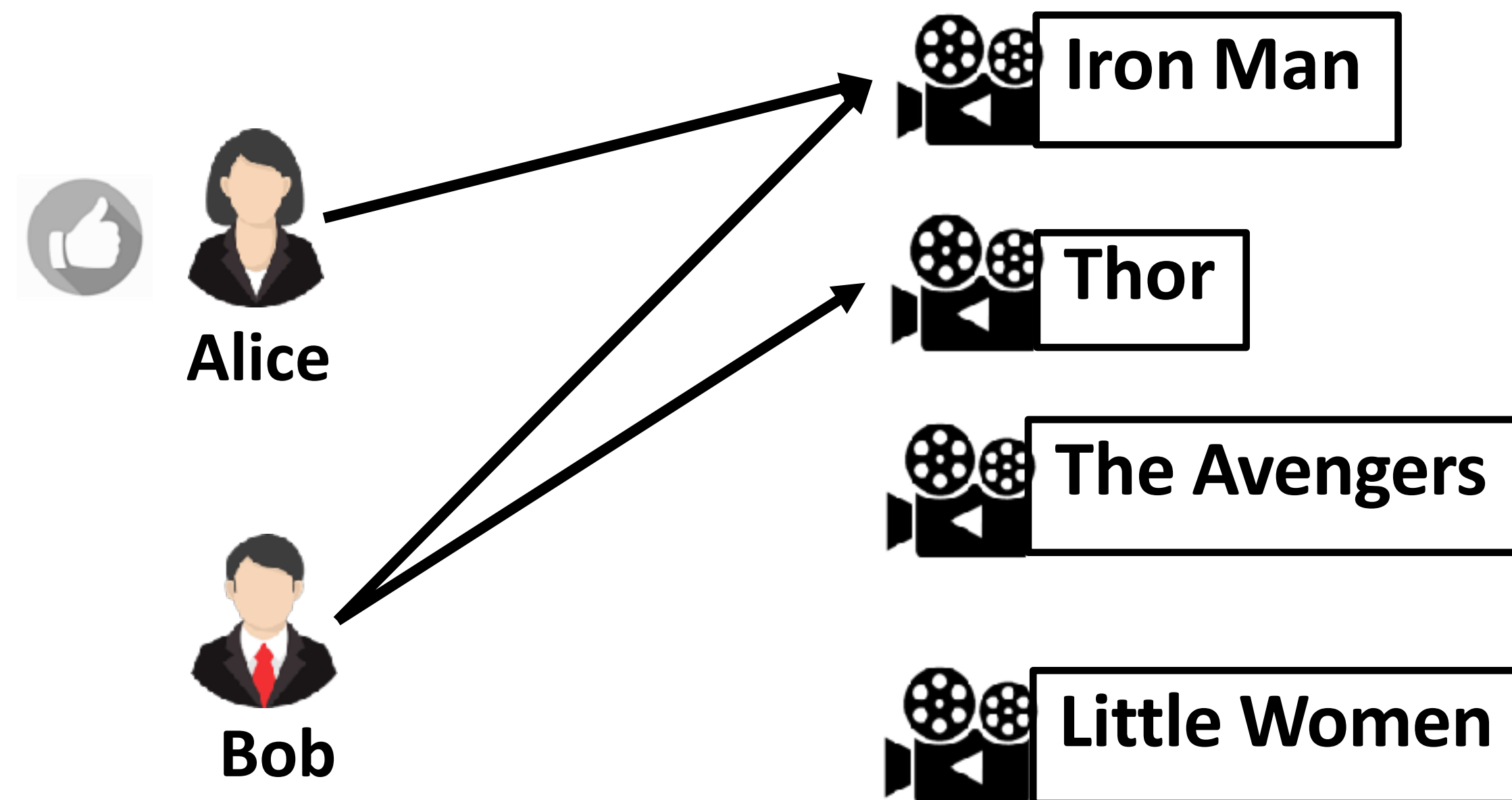
Should gtcache interact with /proc/27/stat? **Yes!**



Recommendation as a Similar Problem

A Similar problem has been explored in **Recommendation Systems**:

- Determine **how likely** a user would **interact** with an item
- **Similar** users share preferences on items: **historical** user-item interactions
- Item side information forms **high-order connectivity** that links **similar** items

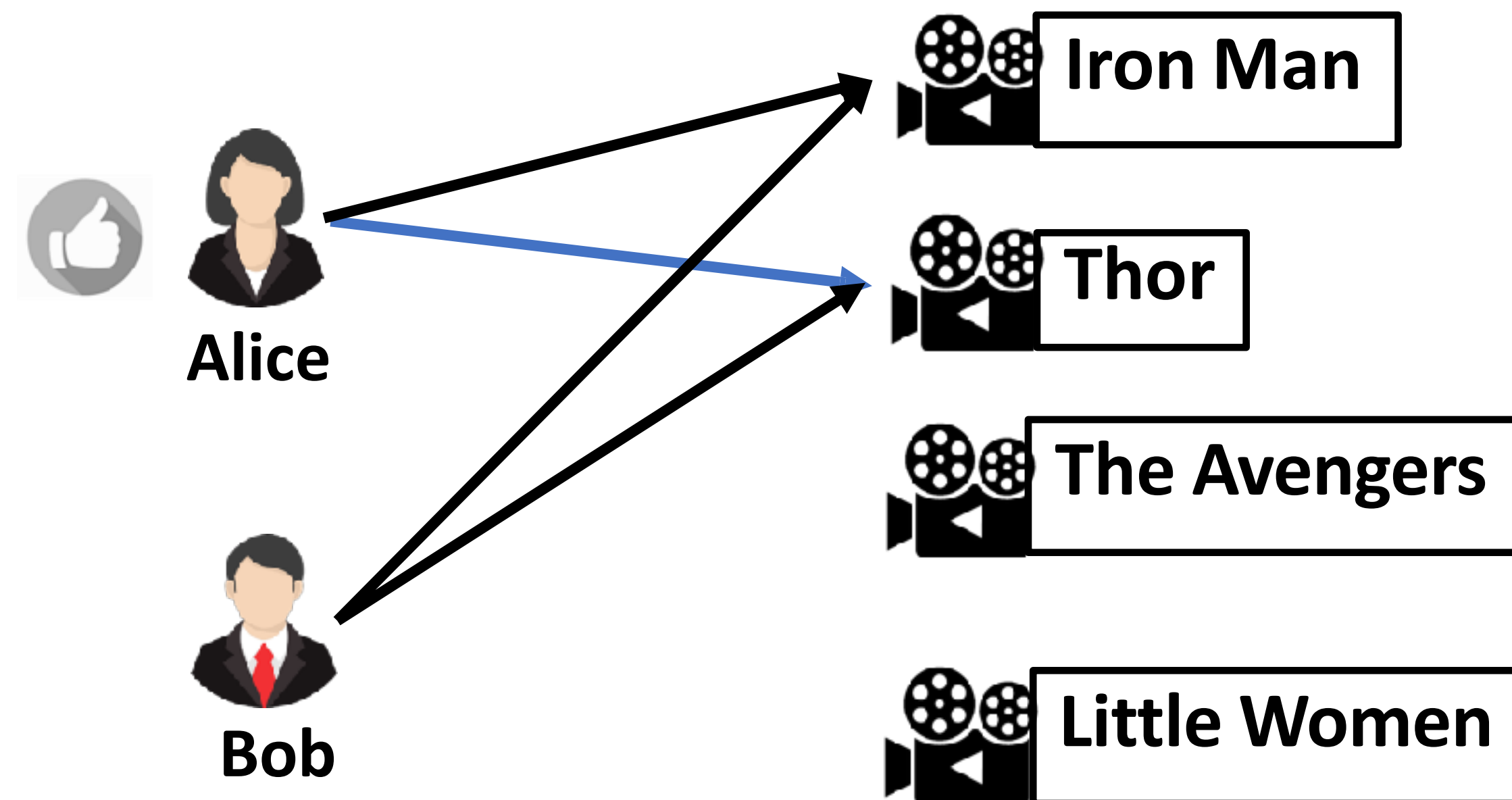




Recommendation as a Similar Problem

A Similar problem has been explored in **Recommendation Systems**:

- Determine **how likely** a user would **interact** with an item
- **Similar** users share preferences on items: **historical** user-item interactions
- Item side information forms **high-order connectivity** that links **similar** items

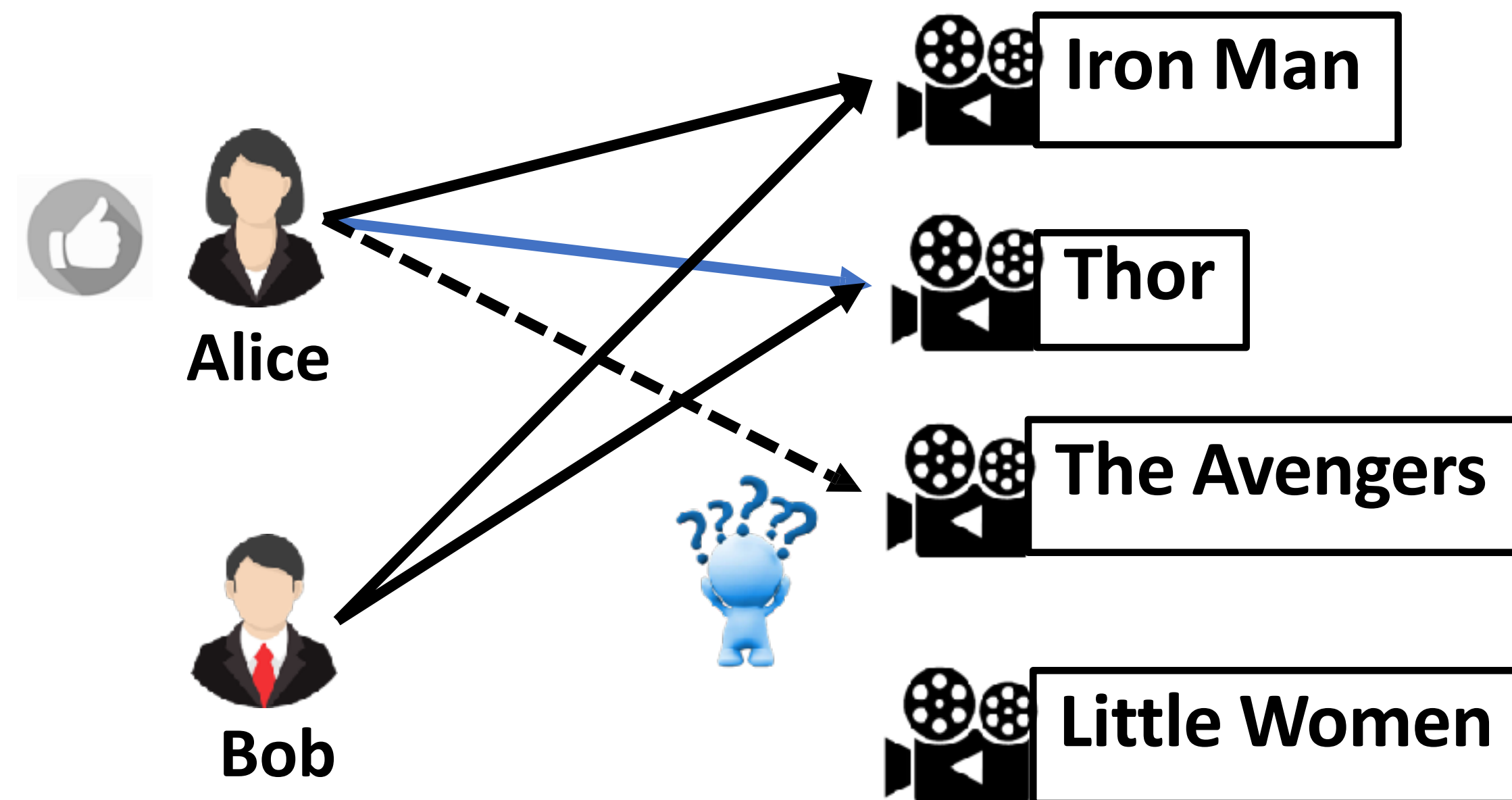




Recommendation as a Similar Problem

A Similar problem has been explored in **Recommendation Systems**:

- Determine **how likely** a user would **interact** with an item
- **Similar** users share preferences on items: **historical** user-item interactions
- Item side information forms **high-order connectivity** that links **similar** items

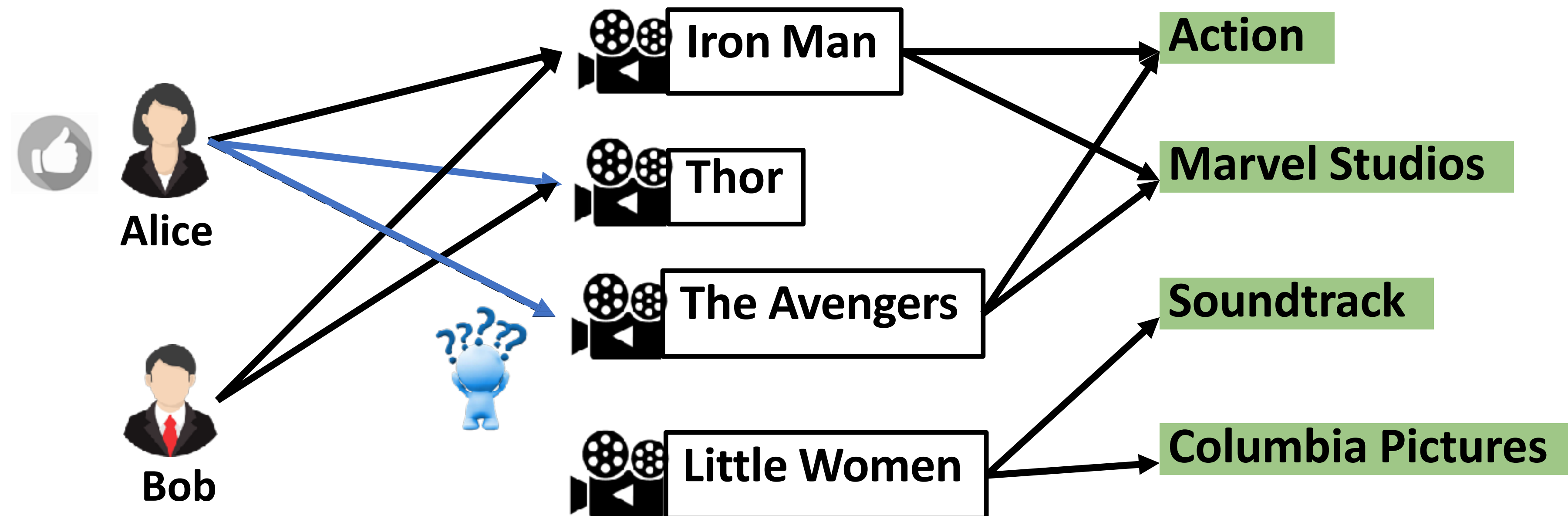




Recommendation as a Similar Problem

A Similar problem has been explored in **Recommendation Systems**:

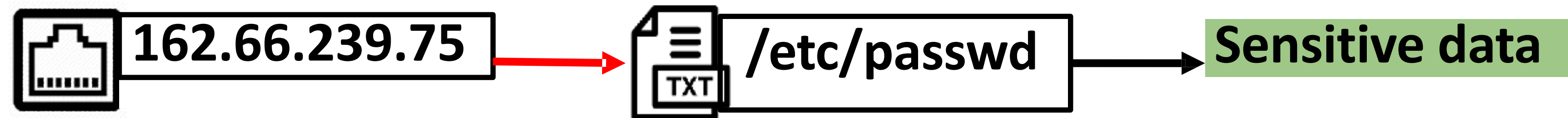
- Determine **how likely** a user would **interact** with an item
- **Similar** users share preferences on items: **historical** user-item interactions
- Item side information forms **high-order connectivity** that links **similar** items



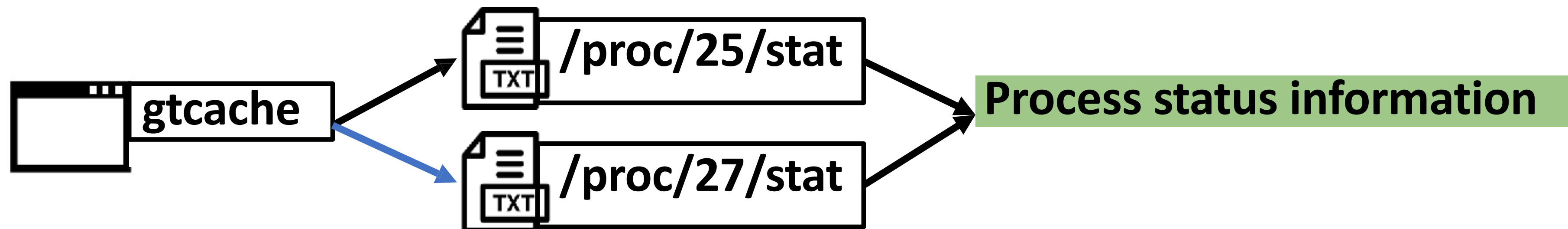
Recommendation-guided Cyber Threat Analysis



Observation: Similar system entities share preferences on interactions



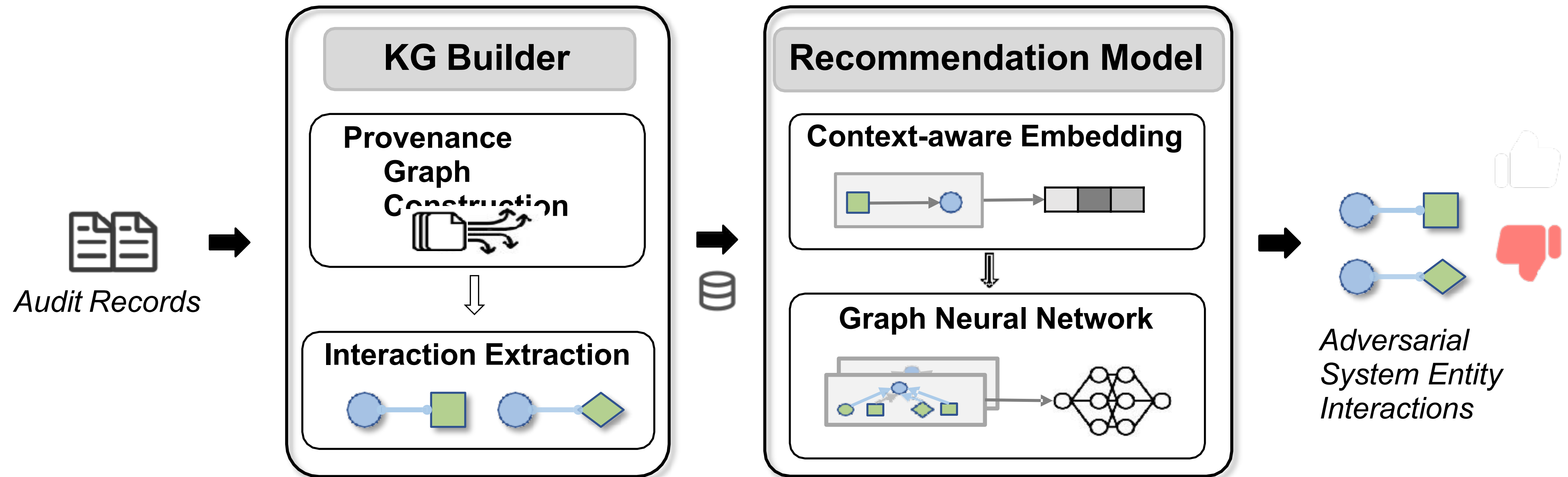
Insight: Identify high-order connectivity based on side information of system entities to better uncover their similarities



We formulate cyber threat analysis as a recommendation task:

How likely a system entity would “prefer” its interactive entities?

SHADEWATCHER: Overview



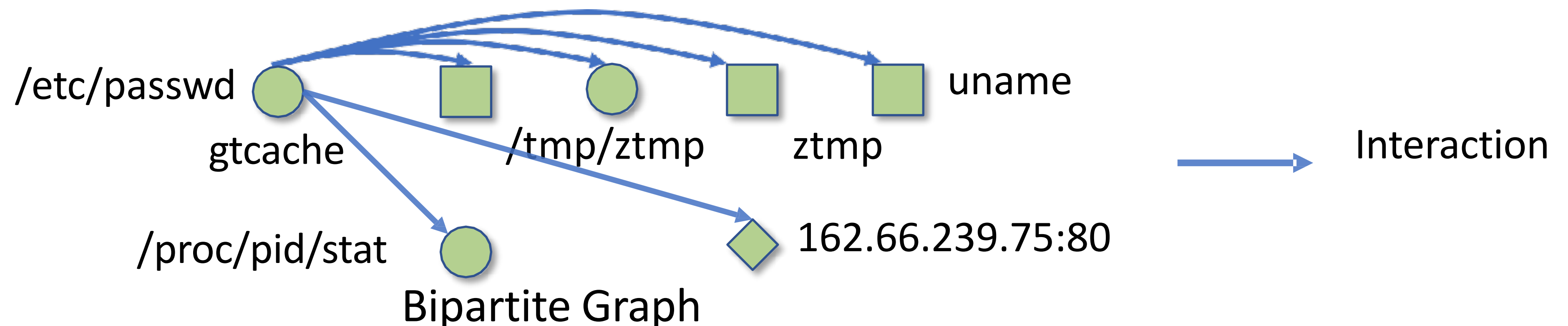
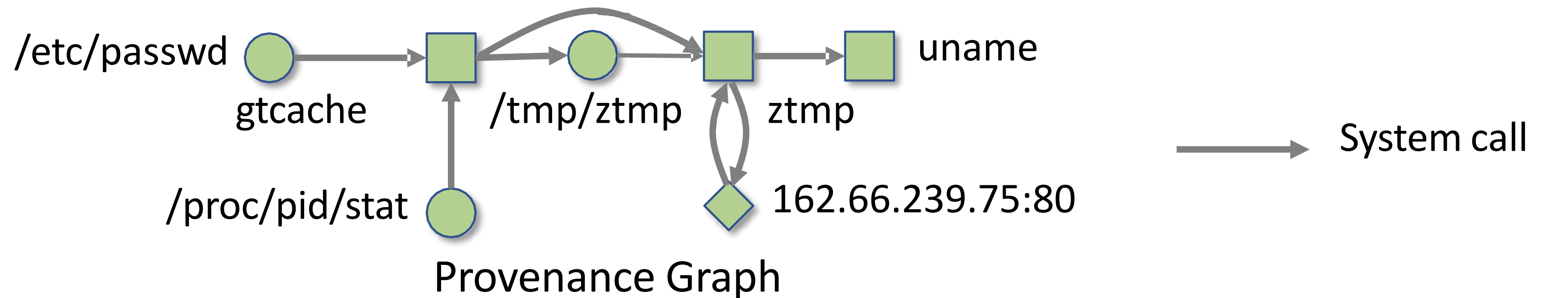
Input: Audit records collected by system auditing frameworks (e.g., Linux Audit)

Output: Detection signals for adversarial system entity interactions



Knowledge Graph Builder

- Given audit records on end hosts, we parse them into a **provenance graph (PG)** and extract system entity interactions into a **bipartite graph (BG)**.

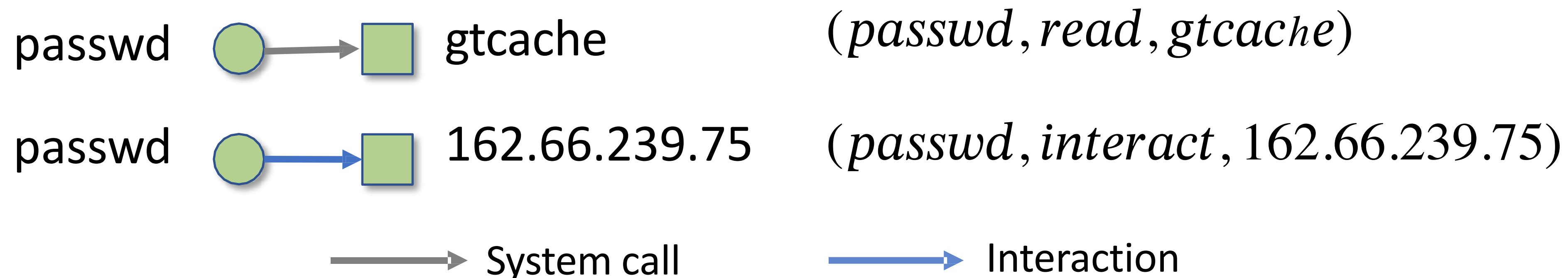




Knowledge Graph Builder (cont.)

- System entities' side information is not encoded in a PG or BG
- However, side information can be inferred from the context in which system entities are used
- To incorporate high-order connectivity, we combine system entity contexts (side information) and interactions into a **knowledge graph**:

$$KG = \{(h, r, t) | h, t \in \{\text{system entities}\}, r \in \{\text{system call and interactions}\}\}$$

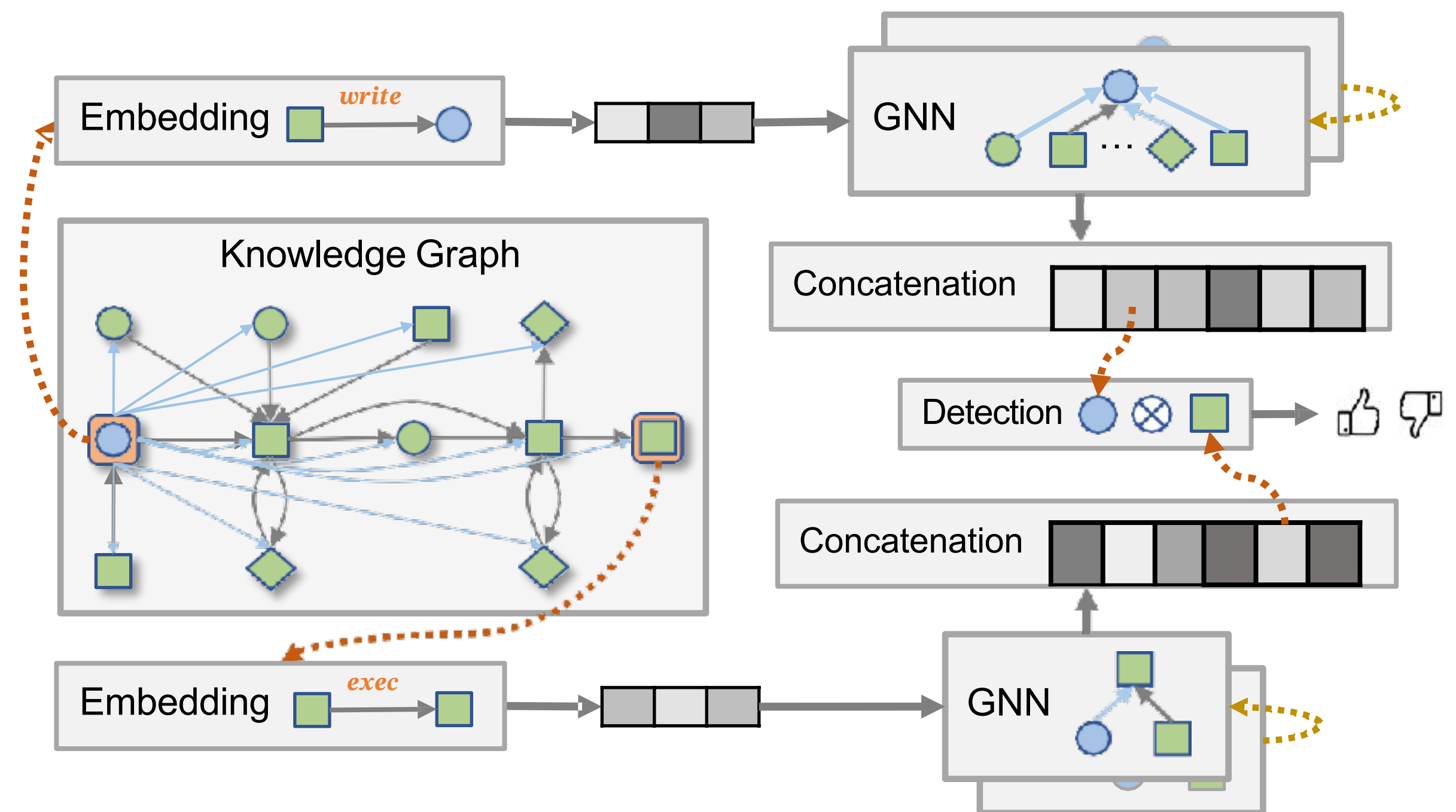




Recommendation Model

Key Idea: use **different-order** connectivities in a KG to model the **likelihood** of system entity interactions, identifying anomalous ones as cyber threats

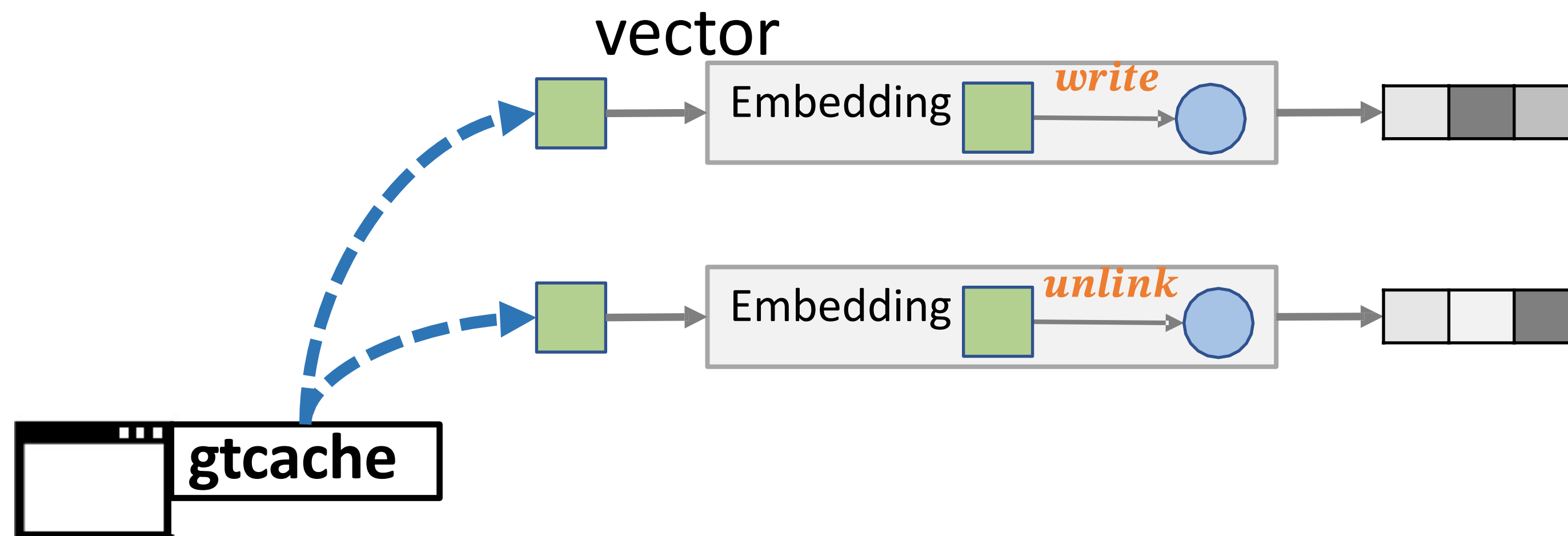
- Model first-order connectivity to parameterize system entities as embeddings (i.e., vectors)
- Model higher-order connectivity by propagating embeddings from neighbors via GNNs
- Classify system entity interactions into normal and anomalous





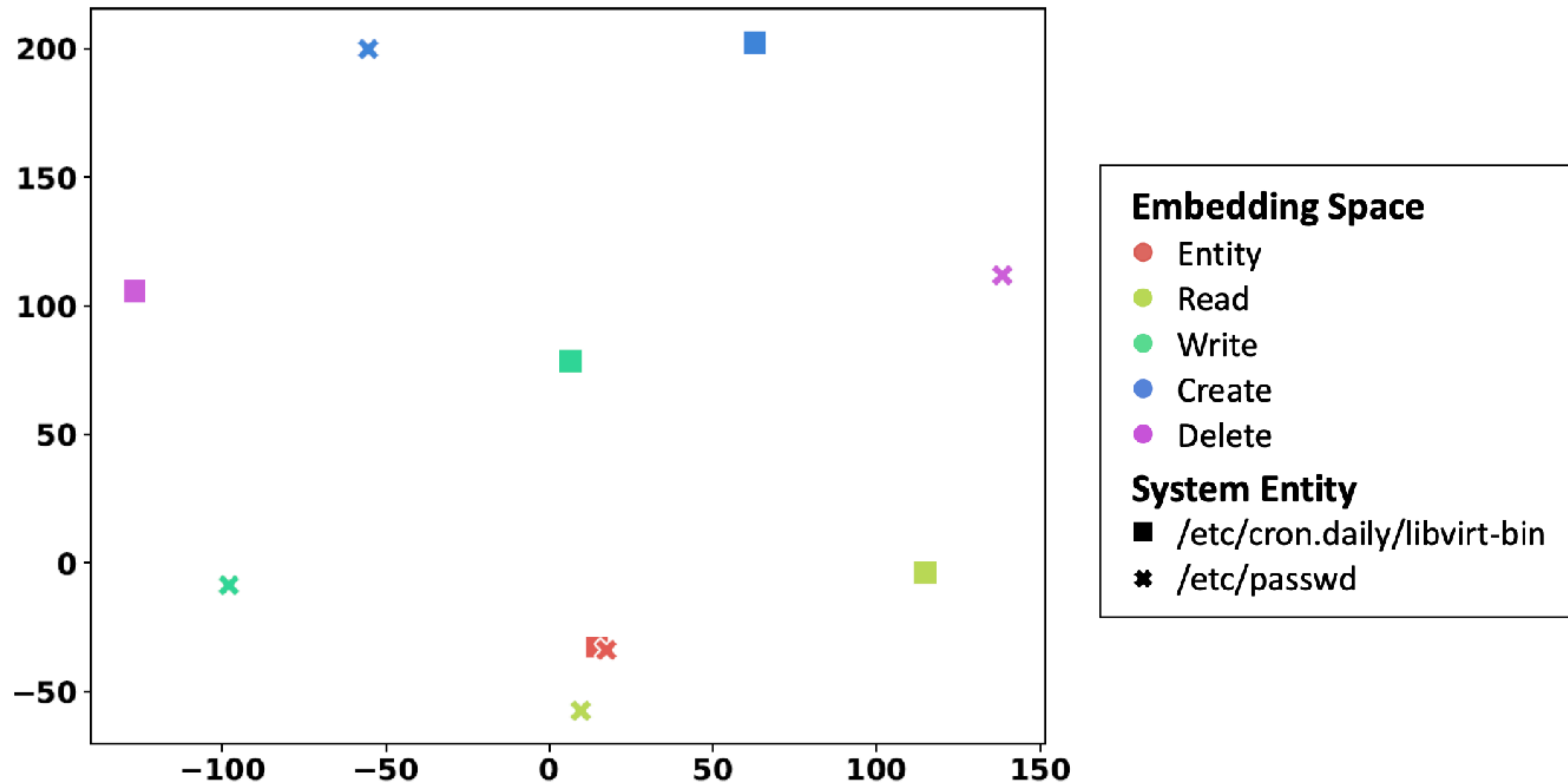
First-order Connectivity Modeling

- Model first-hop connections in a KG
 - ◆ System contexts (side information) decide the semantics of system entities
 - ◆ Use the KG embedding method (TransR): defines $t = h + r$ in $KG = \{ (h, r, t) \}$
 - ◆ Assign distinct semantics to the same entity conditioned on different relations



Two **different** embeddings

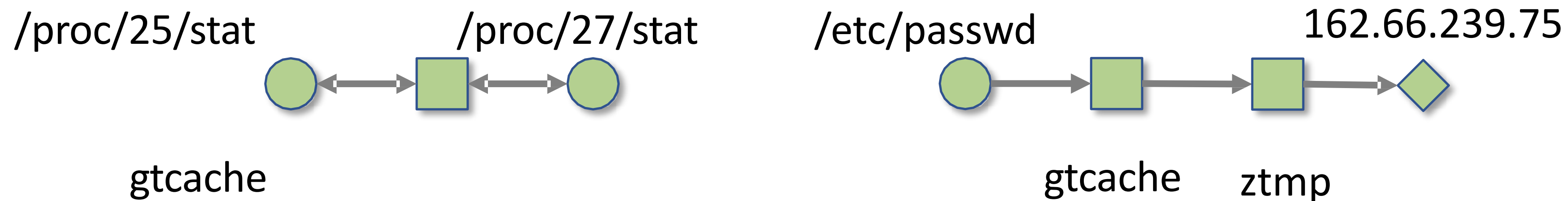
First-order Connectivity Modeling



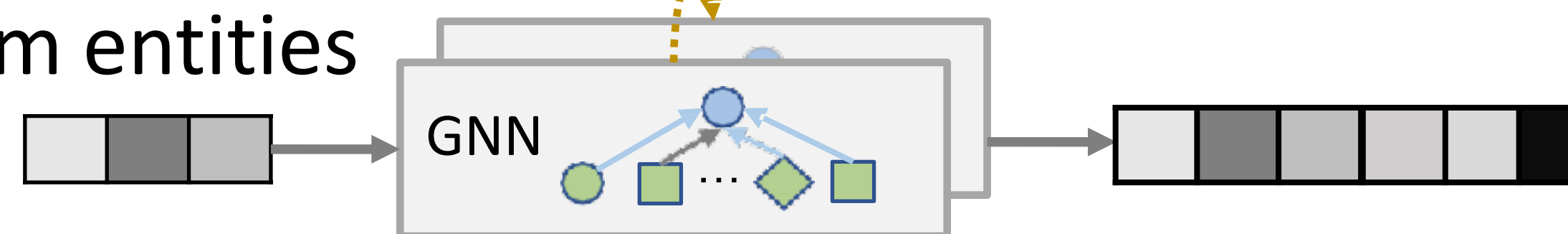


Higher-order Connectivity Modeling

- Model multi-hop paths in a KG
 - ♦ (1) Supplement similarities among system entities; (2) Exhibit how system entities influence each other



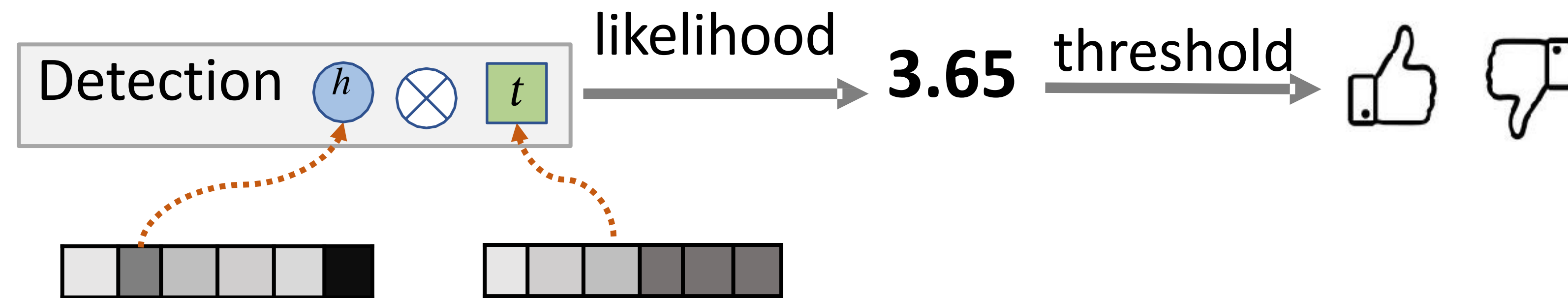
- ♦ Adopt a graph neural network (GNN) to iteratively propagate embeddings along with multi-hop paths in a KG
- ♦ Aggregate the embeddings from all the propagation iterations to form the final embeddings of system entities





Learning to Cyber Threat Analysis

- Given system entity interactions, we apply inner product on system entity embeddings to predict how likely a system entity would **not** interact with another entity.



- To keep up with evolving system entity interactions, we enable dynamic updates of the recommendation model with analyst feedback on detection signals.

Evaluation



- **Experimental datasets:**

- ◆ **Six real-world cyber-attacks** simulated in a testbed environment:

Configuration Leakage, Content Destruction, Cheating Student, Illegal Storage, Passwd Gzip Scp, and Passwd Reuse

- ◆ **Four APT attacks** from the DARPA Transparent Computing (TC) dataset

Extension Backdoor, Firefox Backdoor, Pine Backdoor, and Phishing Executable

- **Evaluation aspects:**

- ◆ How **effective** is SHADEWATCHER as a threat detection system?
- ◆ To what extent do first-order and high-order information **facilitate** analysis?
- ◆ How **efficient** is SHADEWATCHER in deployment?



Effectiveness in Cyber Threat Detection

- Identify cyber threats based on system entity interactions in the DARPA TC dataset and Simulated dataset

Dataset	Ground Truth	True Positive	False Negative	False Positive Rate
DARPA TC Dataset	68K malicious & 8M benign interactions	68,087	10	0.332%
Simulated Dataset	39 malicious & 3M benign interactions	37	2	0.137%

SHADEWATCHER distinguishes benign and malicious interactions with high accuracy

Study of Recommendation-guided Analysis



- Compare different KG embedding algorithms
- Study the importance of high-order information propagated by GNNs

KG Embedding	One-hot	TransE	TransH	TransR	TransR
GNN	Yes	Yes	Yes	No	Yes
AUC Value	0.966	0.971	0.974	0.763	0.996

SHADEWATCHER

SHADEWATCHER achieves the best performance (AUC):

- High-order information is **beneficial** to cyber threat analysis
- It is important to **distinguish** semantics under different relation contexts

System Efficiency



Measure the runtime overhead on the DARPA TC dataset at different phases: audit record **processing**, recommendation **training**, and cyber threat **testing**

Phase	Component	Mean
Processing	PG Construction	40.47 minutes
	Interaction Extraction	4.13 minutes
Training	System Entity Embedding	12.27 hours
	Information Propagation	6.45 hours
Testing	Interaction Classification	8.16 seconds

SHADEWATCHER pinpoints cyber threats from nearly a million interactions **within seconds**

Conclusion



- propose SHADEWATCHER:
 - ♦ Analyze cyber threats through recommendations on system entity interactions
 - ♦ Model a system entity's preferences on its interactive entities
- Key insights:
 - ♦ Similar system entities share preferences on interactions
 - ♦ High-order information can better correlate similar system entities



Audit Records

Acknowledgments



- [ShadeWatcher] SHADEWATCHER: Recommendation-guided Cyber Threat Analysis using System Audit Records, J. Zeng, X. Wang, J. Liu, Y. Chen, Z. Liang, T.S. Chua, Z. Leong Chua, IEEE Security & Privacy, 2022.